

Notes on the function gsw_specvol(SA,CT,p) (which is identical to gsw_specvol_CT(SA,CT,p))

The functions `gsw_specvol(SA,CT,p)` and `gsw_specvol_CT(SA,CT,p)` are identical and they both evaluate the specific volume of seawater as a function of Absolute Salinity, Conservative Temperature and pressure using the 48-term expression, $\hat{v}(S_A, \Theta, p)$. This 48-term rational function expression for density and specific volume is discussed in McDougall *et al.* (2011) and in appendix A.30 and appendix K of the TEOS-10 Manual (IOC *et al.* (2010)).

The rms error of this 48-term approximation to the TEOS-10 density over the oceanographic “funnel” is $0.00046 \text{ kg m}^{-3}$; this can be compared with the rms uncertainty of 0.004 kg m^{-3} of the underlying laboratory density data to which the TEOS-10 Gibbs function was fitted. Similarly, the appropriate thermal expansion coefficient,

$$\alpha^\Theta = -\frac{1}{\rho} \frac{\partial \rho}{\partial \Theta} \Big|_{S_A, p}, \quad (1)$$

of the 48-term equation of state is different from the same thermal expansion coefficient evaluated directly from TEOS-10 with an rms error in the “funnel” of $0.069 \times 10^{-6} \text{ K}^{-1}$, compared with the rms error of the thermal expansion coefficient of the laboratory data to which the TEOS-10 Gibbs function was fitted of $0.73 \times 10^{-6} \text{ K}^{-1}$. In terms of the evaluation of density gradients, the haline contraction coefficient evaluated from the 48-term equation is many times more accurate than the thermal expansion coefficient.

In dynamical oceanography it is the thermal expansion and haline contraction coefficients α^Θ and β^Θ which are the most important aspects of the equation of state since the “thermal wind” is proportional to $\alpha^\Theta \nabla_p \Theta - \beta^\Theta \nabla_p S_A$ and the vertical static stability is given in terms of the buoyancy frequency N by $g^{-1} N^2 = \alpha^\Theta \Theta_z - \beta^\Theta (S_A)_z$. Hence for dynamical oceanography we may take the 48-term rational function expression for density as essentially reflecting the full accuracy of TEOS-10.

This 48-term expression for density is the obvious choice for use in ocean models since it is a function of the model’s temperature variable, Conservative Temperature. The highly accurate nature of the 48-term expressions means that theoretical studies, observational oceanography and ocean modeling can all be performed using the same equation of state which is conveniently expressed in terms of Conservative Temperature. This ends the need to continually transform from Conservative Temperature back to in situ temperature in order to calculate density and its derivatives. It is this 48-term expression for density that is used in the GSW functions to evaluate the buoyancy frequency N and the various geostrophic streamfunctions, and will be the basis for updated algorithms for ω -surfaces (Klocker *et al.* (2010)) and Neutral Density γ^n (Jackett and McDougall (1997)).

References

- Jackett, D. R. and T. J. McDougall, 1997: A neutral density variable for the world's oceans. *Journal of Physical Oceanography*, **27**, 237-263.
- Klocker, A., T. J. McDougall and D. R. Jackett, 2009: A new method for forming approximately neutral surfaces. *Ocean Sci.*, **5**, 155-172.
- McDougall T. J., P. M. Barker, R. Feistel and D. R. Jackett, 2011: A computationally efficient 48-term expression for the density of seawater in terms of Conservative Temperature, and related properties of seawater. submitted to *Ocean Science Discussions*.
- IOC, SCOR and IAPSO, 2010: *The international thermodynamic equation of seawater – 2010: Calculation and use of thermodynamic properties*. Intergovernmental Oceanographic Commission, Manuals and Guides No. 56, UNESCO (English), 196 pp. Available from <http://www.TEOS-10.org>

Here follows appendix A.30 and appendix K of the TEOS-10 Manual (IOC *et al.* (2010)).

A.30 Computationally efficient 48-term expression for the density of seawater in terms of Θ

Ocean models to date have treated their salinity and temperature variables as being Practical Salinity S_p and potential temperature θ . Ocean models that are TEOS-10 compatible need to carry Preformed Salinity S_* and Conservative Temperature Θ as their conservative prognostic variables (as discussed in appendices A.20 and A.21), and they need a computationally efficient expression for density in terms of Absolute Salinity S_A , Conservative Temperature Θ and pressure p .

Following the work of McDougall *et al.* (2003) and Jackett *et al.* (2006), the TEOS-10 density ρ has been approximated by a 48-term rational. The fitted expression is the ratio of two polynomials of (S_A, Θ, p)

$$\rho \approx \rho^{48} = P_{\text{num}}^{\rho 48} / P_{\text{denom}}^{\rho 48} . \quad (\text{A.30.1})$$

The density data has been fitted in a “funnel” of data points in (S_A, Θ, p) space which is described in more detail in McDougall *et al.* (2011b). The “funnel” extends to a pressure of 8000 dbar. At the sea surface the “funnel” covers the full range of temperature and salinity while for pressures greater than 6500 dbar, the maximum temperature of the fitted data is 10°C and the minimum Absolute Salinity is 30 g kg⁻¹. That is, the fit has been performed over a region of parameter space which includes water that is approximately 8°C warmer and 5 g kg⁻¹ fresher in the deep ocean than the seawater which exists in the present ocean. Table K.1 of appendix K contains the 48 coefficients of the expression (A.30.1) for density in terms of (S_A, Θ, p) .

As outlined in appendix K, this 48-term rational-function expression for ρ yields the thermal expansion and haline contraction coefficients, α^Θ and β^Θ , that are essentially as accurate as those derived from the full TEOS-10 Gibbs function for data in the “oceanographic funnel”. The sound speed derived by differentiating Eqn. (A.30.1) with respect to pressure has an r.m.s. error in the “funnel” of 0.067 m s⁻¹ whereas TEOS-10 fits the available sound speed data with an rms error of only 0.035 m s⁻¹ (Table O.1 of appendix O), so the sound speed obtained from the 48-term expression for density is not quite as accurate as from the full TEOS-10 expression.

In dynamical oceanography it is the thermal expansion and haline contraction coefficients α^\ominus and β^\ominus which are the most important aspects of the equation of state since the “thermal wind” is proportional to $\alpha^\ominus \nabla_p \Theta - \beta^\ominus \nabla_p S_A$ and the vertical static stability is given in terms of the buoyancy frequency N by $g^{-1} N^2 = \alpha^\ominus \Theta_z - \beta^\ominus (S_A)_z$. Hence for dynamical oceanography we may take the 48-term rational function expression for density, Eqn. (A.30.1), as essentially reflecting the full accuracy of TEOS-10. This is confirmed in Fig. A.30.1 where the error in using the 48-term expression for density to calculate the isobaric northward density gradient is shown. The vertical axis on this figure is the magnitude of the difference in the northward isobaric density gradient in the world ocean below 1000m when evaluated using Eqn. (A.30.1) versus using the full TEOS-10 Gibbs function. The scales of the axes of this figure have been chosen to be the same as those of Fig. A.5.1 of appendix A.5 so that the smallness of the errors incurred by using the 48-term density expression can be appreciated. By comparing Figs. A.30.1 and A.5.1 it is clear that the much more important issue is to properly represent the effects of seawater composition on seawater density, and this aspect of ocean science is in its infancy. The rms value of the vertical axis in Fig. A.30.1 is 4.6% of that of Fig. A.5.1.

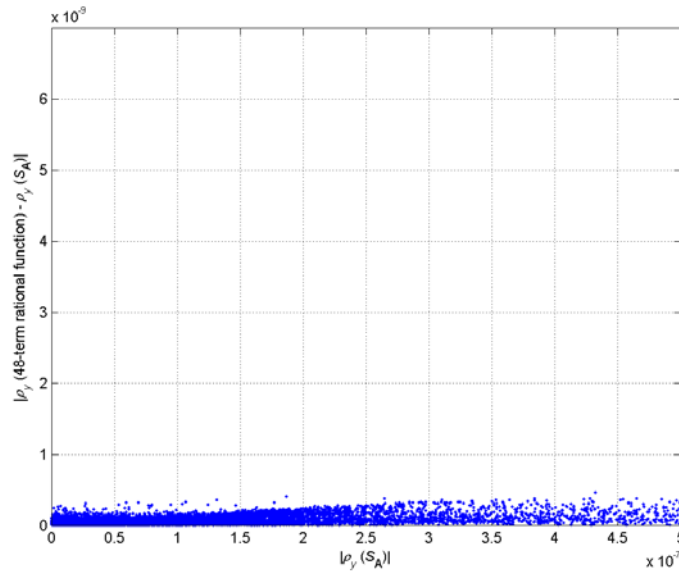


Figure A.30.1. The northward density gradient at constant pressure (the horizontal axis) for data in the world ocean atlas of Gouretski and Koltermann (2004) for $p > 1000$ dbar. The vertical axis is the magnitude of the difference between evaluating the density gradient using the 48-term expression Eqn. (A.30.1) instead of using the full TEOS-10 expression, using Absolute Salinity S_A as the salinity argument in both cases.

Appendix P describes how an expression for the enthalpy of seawater in terms of Conservative Temperature, specifically the functional form $\hat{h}(S_A, \Theta, p)$, together with an expression for entropy in the form $\hat{\eta}(S_A, \Theta)$, can be used as an alternative thermodynamic potential to the Gibbs function $g(S_A, t, p)$. The need for the functional form $\hat{h}(S_A, \Theta, p)$ also arises in section 3.32 and in Eqns. (3.26.3) and (3.29.1). The 48-term expression, Eqn. (A.30.1), for $\rho^{48} = \hat{\rho}^{48}(S_A, \Theta, p)$ can be used to find a closed expression for $\hat{h}(S_A, \Theta, p)$ by integrating the reciprocal of $\hat{\rho}^{48}(S_A, \Theta, p)$ with respect to pressure (in Pa), since $\hat{h}_p = v = \rho^{-1}$ (see Eqn. (2.8.3)).

The 48-term expression for specific volume, Eqn. (A.30.1), is first written explicitly as the ratio of two polynomials in sea pressure p (in dbar) as

$$\hat{v}^{48} = \frac{1}{\hat{\rho}^{48}} = \frac{a_0 + a_1 p + a_2 p^2 + a_3 p^3}{b_0 + 2b_1 p + b_2 p^2}, \quad (\text{A.30.2})$$

where the coefficients a_0 to a_3 and b_0 to b_2 are the following functions of S_A and Θ

$$\begin{aligned} a_0 &= v_{21} + v_{22}\Theta + v_{23}\Theta^2 + v_{24}\Theta^3 + v_{25}\Theta^4 + S_A (v_{26} + v_{27}\Theta + v_{28}\Theta^2 + v_{29}\Theta^3 + v_{30}\Theta^4) \\ &\quad + (S_A)^{1.5} (v_{31} + v_{32}\Theta + v_{33}\Theta^2 + v_{34}\Theta^3 + v_{35}\Theta^4) + v_{36}S_A^2, \\ a_1 &= v_{37} + v_{38}\Theta + v_{39}\Theta^2 + v_{40}\Theta^3 + S_A (v_{41} + v_{42}\Theta), \\ a_2 &= v_{43} + v_{44}\Theta + v_{45}\Theta^2 + v_{46}\Theta S_A, \\ a_3 &= v_{47} + v_{48}\Theta, \\ b_0 &= v_{01} + v_{02}\Theta + v_{03}\Theta^2 + v_{04}\Theta^3 + S_A (v_{05} + v_{06}\Theta + v_{07}\Theta^2) + (S_A)^{1.5} (v_{08} + v_{09}\Theta + v_{10}\Theta^2 + v_{11}\Theta^3), \\ b_1 &= 0.5(v_{12} + v_{13}\Theta + v_{14}\Theta^2 + S_A (v_{15} + v_{16}\Theta)), \\ b_2 &= v_{17} + v_{18}\Theta + v_{19}\Theta^2 + v_{20}S_A, \end{aligned}$$

and the numbered coefficients v_1 to v_{48} can be found in Table K.1 (note that $v_{21} = 1$).

It is not difficult to rearrange Eqn. (A.30.2) into the form

$$\hat{v}^{48} = \hat{v}^{48}(S_A, \Theta, p) = \left(\frac{a_2}{b_2} - \frac{2a_3 b_1}{b_2^2} \right) + \frac{a_3}{b_2} p + \frac{N + Mp}{b_0 + 2b_1 p + b_2 p^2}, \quad (\text{A.30.3})$$

where N and M are given by

$$N = a_0 + \frac{2a_3 b_0 b_1}{b_2^2} - \frac{a_2 b_0}{b_2} \quad \text{and} \quad M = a_1 + \frac{4a_3 b_1^2}{b_2^2} - \frac{a_3 b_0}{b_2} - \frac{2a_2 b_1}{b_2}. \quad (\text{A.30.4})$$

The pressure integral of the last term in Eqn. (A.30.3) is well known (see for example section 2.103 of Gradshteyn and Ryzhik (1980)) and is dependent on the sign of the discriminant of the denominator. In our case it can be shown that $b_1^2 > b_0 b_2$ over the full TEOS-10 (S_A, Θ, p) domain, and also that both b_0 is positive while both b_1 and b_2 are negative and bounded away from zero. The indefinite integral, with respect to sea pressure measured in Pa, of the last term in Eqn. (A.30.3) is (with $N^* = 10^4 N$ and $M^* = 10^4 M$)

$$\int \frac{N + Mp}{b_0 + 2b_1 p + b_2 p^2} dp = \frac{M^*}{2b_2} \ln |b_0 + 2b_1 p + b_2 p^2| + \frac{N^* b_2 - M^* b_1}{2b_2 \sqrt{b_1^2 - b_0 b_2}} \ln \left| \frac{b_2 p + b_1 - \sqrt{b_1^2 - b_0 b_2}}{b_2 p + b_1 + \sqrt{b_1^2 - b_0 b_2}} \right|, \quad (\text{A.30.5})$$

The enthalpy $\hat{h}^{48}(S_A, \Theta, p)$ is the definite integral of Eqn. (A.30.3) from P_0 to P , plus $c_p^0 \Theta$, being the value of enthalpy at P_0 (i. e. at $p = 0$ dbar). Hence the full expression for $\hat{h}^{48}(S_A, \Theta, p)$ is (with $A = b_1 - \sqrt{b_1^2 - b_0 b_2}$ and $B = b_1 + \sqrt{b_1^2 - b_0 b_2}$)

$$\begin{aligned} \hat{h}^{48}(S_A, \Theta, p) &= c_p^0 \Theta + 10^4 \left(\frac{a_2}{b_2} - \frac{2a_3 b_1}{b_2^2} \right) p + 10^4 \frac{a_3}{2b_2} p^2 \\ &\quad + \frac{M^*}{2b_2} \ln \left(1 + \frac{2b_1}{b_0} p + \frac{b_2}{b_0} p^2 \right) + \frac{N^* - \frac{b_1}{b_2} M^*}{(B-A)} \ln \left(1 + p \frac{b_2}{A} \frac{(B-A)}{(B + b_2 p)} \right). \end{aligned} \quad (\text{A.30.6})$$

The factor of 10^4 that appears here and in N^* and M^* effectively serves to convert the units of the integration variable from dbar to Pa so that $\hat{h}^{48}(S_A, \Theta, p)$ has units of J kg^{-1} . In these equations S_A is in g kg^{-1} , Θ in $^\circ\text{C}$ and p is in dbar. The arguments of the two natural logarithms in Eqn. (A.30.6) are always positive; over the full TEOS-10 (S_A, Θ, p) domain the argument of the first logarithm term is between 0.4 and 1.0 while the argument of the second logarithm term is between 1.0 and 3.5 (note that both b_2 and A

are negative while B is positive). Specific enthalpy calculated from Eqn. (A.30.6) is available in the GSW Oceanographic Toolbox as the function **gsw_enthalpy**(SA,CT,p) (or equivalently **gsw_enthalpy_CT**(SA,CT,p)). The evaluation of $\hat{h}^{48}(S_A, \Theta, p)$ via Eqn. (A.30.6) takes just 12% more computer cpu time than the evaluation of $\hat{v}^{48}(S_A, \Theta, p)$ via a computationally efficient (Hornered in terms of Θ, S_A and p) version of Eqn. (A.30.1). The use of Eqn. (A.30.6) and **gsw_enthalpy** to evaluate $\hat{h}^{48}(S_A, \Theta, p)$ is 9 times faster than first evaluating the in situ temperature t (from **gsw_t_from_CT**(SA,CT,p)) and then calculating enthalpy from the full Gibbs function expression $h(S_A, t, p)$ using **gsw_enthalpy_t_exact**(SA,t,p). (These last two function calls have also been combined into the one function, **gsw_enthalpy_CT_exact**(SA,CT,p).)

Also, when the enthalpy difference at the same values of S_A and Θ but at different pressures (see Eqn. (3.32.2)) is evaluated using Eqn. (A.30.6), the expression can also be arranged to contain only two logarithm terms (McDougall *et al.* (2011b)). This enthalpy difference is available as the function **gsw_enthalpy_diff**(SA,CT,p) in the GSW Toolbox.

Following Young (2010), the difference between h and $c_p^0 \Theta$ may be called “dynamic enthalpy” and can be calculated from Eqn. (A.30.6), recognizing that this equation is based on the 48-term expression for density of McDougall *et al.* (2011b) rather than on the full TEOS-10 Gibbs function. Dynamic enthalpy is available in the GSW Oceanographic Toolbox as the function **gsw_dynamic_enthalpy**(SA,CT,p). Similarly, the partial derivatives of $\hat{h}^{48}(S_A, \Theta, p)$ with respect to Absolute Salinity S_A and with respect to Conservative Temperature Θ can be calculated either by algebraic differentiation of Eqn. (A.30.6) or by first algebraically differentiating Eqn. (A.30.1) and then numerically integrating this expression with respect to pressure (this second procedure is motivated by taking the appropriate S_A or Θ derivatives of Eqn. (3.2.1); see Eqns. (A.18.4) and (A.18.5)) and also Eqns. (A.11.15) and (A.11.18).

Appendix K: Coefficients of 48-term expression for the density of seawater in terms of Θ

The TEOS-10 Gibbs function of seawater $g(S_A, t, p)$ is written as a polynomial in terms of in situ temperature t , while for ocean models, density needs to be expressed as a computationally efficient expression in terms of Conservative Temperature Θ . McDougall *et al.* (2011b) have fitted the TEOS-10 values of density ρ to S_A , Θ and p in a “funnel” of data points in (S_A, Θ, p) space. The fitted expression is in the form of a rational function, being the ratio of two polynomials of (S_A, Θ, p)

$$\rho = P_{\text{num}}^{\rho 48} / P_{\text{denom}}^{\rho 48}. \quad (\text{K.1})$$

The “funnel” of data points in (S_A, Θ, p) space is shown in Figure K.1 and is described in more detail in McDougall *et al.* (2011b); at the sea surface it covers the full range of temperature and salinity while for pressure greater than 6500 dbar, the maximum temperature of the fitted data is 10°C and the minimum Absolute Salinity is 30 g kg⁻¹. The maximum pressure of the “funnel” is 8000 dbar. Table K.1 contains the 48 coefficients of the expression (K.1) for density in terms of (S_A, Θ, p) . The coefficients $v_1 - v_{20}$ in this table have units of kg m⁻³ and the coefficients $v_{21} - v_{48}$ are dimensionless, and the normalizing values of S_A , Θ and p are 1 g kg⁻¹, 1 K and 1 dbar respectively.

The rms error of this 48-term approximation to the TEOS-10 density over the “funnel” is 0.00046 kg m⁻³; this can be compared with the rms uncertainty of 0.004 kg m⁻³ of the underlying laboratory density data to which the TEOS-10 Gibbs function was fitted (see the first two rows of Table O.1 of appendix O). Similarly, the appropriate thermal expansion coefficient,

$$\alpha^\Theta = - \frac{1}{\rho} \left. \frac{\partial \rho}{\partial \Theta} \right|_{S_A, p}, \quad (\text{K.2})$$

of the 48-term equation of state is different from the same thermal expansion coefficient evaluated from TEOS-10 with an rms error in the “funnel” of $0.069 \times 10^{-6} \text{ K}^{-1}$, compared with the rms error of the thermal expansion coefficient of the laboratory data to which the Feistel (2008) Gibbs function was fitted of $0.73 \times 10^{-6} \text{ K}^{-1}$ (see row six of Table O.1 of appendix O). In terms of the evaluation of density gradients, the haline contraction coefficient evaluated from Eqn. (K.1) is many times more accurate than the thermal expansion coefficient. Hence we may consider the 48-term rational function expression for density, Eqn. (K.1), to be equally as accurate as the full TEOS-10 expressions for density, for the thermal expansion coefficient and for the haline contraction coefficient for data that reside inside the “oceanographic funnel”.

The sound speed evaluated from the 48-term rational function Eqn. (K.1), has an rms error over the “funnel” of 0.067 m s^{-1} which is almost twice the r.m.s. error of the underlying sound speed data that was incorporated into the Feistel (2008) Gibbs function, being 0.035 m s^{-1} (see rows 7 to 9 of Table O.1 of appendix O). Hence, the 48-term expression for density is not quite as accurate as the full TEOS-10 for evaluating sound speed in the ocean. But for dynamical oceanography where α^Θ and β^Θ are the aspects of the equation of state that, together with spatial gradients of S_A and Θ , drive ocean currents and affect the calculation of the buoyancy frequency, we may take the 48-term rational-function expression for density, Eqn. (K.1), as essentially reflecting the full

accuracy of TEOS-10. The accuracy of the 48-term rational function expression for density is illustrated as a function of pressure in Fig. K.2.

The use of Eqn. (K.1) to evaluate $\hat{\rho}(S_A, \Theta, p)$ from `gsw_rho(SA,CT,p)` (equivalently `gsw_rho_CT(SA,CT,p)`) is 6.4 times faster than first evaluating the in situ temperature t (from `gsw_t_from_CT(SA,CT,p)`) and then calculating in situ density from the full Gibbs function expression $\rho(S_A, t, p)$ via `gsw_rho_t_exact(SA,t,p)`. (These last two function calls have been combined into `gsw_rho_CT_exact(SA,CT,P)`.)

	$P_{\text{num}}^{\rho 48}$	Coefficients (kg m^{-3})		$P_{\text{denom}}^{\rho 48}$	Coefficients (unitless)
v_{01}		$9.998\ 420\ 897\ 506\ 056 \times 10^2$	v_{21}		1.0
v_{02}	Θ	$2.839\ 940\ 833\ 161\ 907 \times 10^0$	v_{22}	Θ	$2.775\ 927\ 747\ 785\ 646 \times 10^{-3}$
v_{03}	Θ^2	$-3.147\ 759\ 265\ 588\ 511 \times 10^{-2}$	v_{23}	Θ^2	$-2.349\ 607\ 444\ 135\ 925 \times 10^{-5}$
v_{04}	Θ^3	$1.181\ 805\ 545\ 074\ 306 \times 10^{-3}$	v_{24}	Θ^3	$1.119\ 513\ 357\ 486\ 743 \times 10^{-6}$
v_{05}	S_A	$-6.698\ 001\ 071\ 123\ 802 \times 10^0$	v_{25}	Θ^4	$6.743\ 689\ 325\ 042\ 773 \times 10^{-10}$
v_{06}	$S_A \Theta$	$-2.986\ 498\ 947\ 203\ 215 \times 10^{-2}$	v_{26}	S_A	$-7.521\ 448\ 093\ 615\ 448 \times 10^{-3}$
v_{07}	$S_A \Theta^2$	$2.327\ 859\ 407\ 479\ 162 \times 10^{-4}$	v_{27}	$S_A \Theta$	$-2.764\ 306\ 979\ 894\ 411 \times 10^{-5}$
v_{08}	$(S_A)^{1.5}$	$-3.988\ 822\ 378\ 968\ 490 \times 10^{-2}$	v_{28}	$S_A \Theta^2$	$1.262\ 937\ 315\ 098\ 546 \times 10^{-7}$
v_{09}	$(S_A)^{1.5} \Theta$	$5.095\ 422\ 573\ 880\ 500 \times 10^{-4}$	v_{29}	$S_A \Theta^3$	$9.527\ 875\ 081\ 696\ 435 \times 10^{-10}$
v_{10}	$(S_A)^{1.5} \Theta^2$	$-1.426\ 984\ 671\ 633\ 621 \times 10^{-5}$	v_{30}	$S_A \Theta^4$	$-1.811\ 147\ 201\ 949\ 891 \times 10^{-11}$
v_{11}	$(S_A)^{1.5} \Theta^3$	$1.645\ 039\ 373\ 682\ 922 \times 10^{-7}$	v_{31}	$(S_A)^{1.5}$	$-3.303\ 308\ 871\ 386\ 421 \times 10^{-5}$
v_{12}	p	$-2.233\ 269\ 627\ 352\ 527 \times 10^{-2}$	v_{32}	$(S_A)^{1.5} \Theta$	$3.801\ 564\ 588\ 876\ 298 \times 10^{-7}$
v_{13}	$p \Theta$	$-3.436\ 090\ 079\ 851\ 880 \times 10^{-4}$	v_{33}	$(S_A)^{1.5} \Theta^2$	$-7.672\ 876\ 869\ 259\ 043 \times 10^{-9}$
v_{14}	$p \Theta^2$	$3.726\ 050\ 720\ 345\ 733 \times 10^{-6}$	v_{34}	$(S_A)^{1.5} \Theta^3$	$-4.634\ 182\ 341\ 116\ 144 \times 10^{-11}$
v_{15}	$p S_A$	$-1.806\ 789\ 763\ 745\ 328 \times 10^{-4}$	v_{35}	$(S_A)^{1.5} \Theta^4$	$2.681\ 097\ 235\ 569\ 143 \times 10^{-12}$
v_{16}	$p \Theta S_A$	$6.876\ 837\ 219\ 536\ 232 \times 10^{-7}$	v_{36}	S_A^2	$5.419\ 326\ 551\ 148\ 740 \times 10^{-6}$
v_{17}	p^2	$-3.087\ 032\ 500\ 374\ 211 \times 10^{-7}$	v_{37}	p	$-2.742\ 185\ 394\ 906\ 099 \times 10^{-5}$
v_{18}	$p^2 \Theta$	$-1.988\ 366\ 587\ 925\ 593 \times 10^{-8}$	v_{38}	$p \Theta$	$-3.212\ 746\ 477\ 974\ 189 \times 10^{-7}$
v_{19}	$p^2 \Theta^2$	$-1.061\ 519\ 070\ 296\ 458 \times 10^{-11}$	v_{39}	$p \Theta^2$	$3.191\ 413\ 910\ 561\ 627 \times 10^{-9}$
v_{20}	$p^2 S_A$	$1.550\ 932\ 729\ 220\ 080 \times 10^{-10}$	v_{40}	$p \Theta^3$	$-1.931\ 012\ 931\ 541\ 776 \times 10^{-12}$
			v_{41}	$p S_A$	$-1.105\ 097\ 577\ 149\ 576 \times 10^{-7}$
			v_{42}	$p \Theta S_A$	$6.211\ 426\ 728\ 363\ 857 \times 10^{-10}$
			v_{43}	p^2	$-1.119\ 011\ 592\ 875\ 110 \times 10^{-10}$
			v_{44}	$p^2 \Theta$	$-1.941\ 660\ 213\ 148\ 725 \times 10^{-11}$
			v_{45}	$p^2 \Theta^2$	$-1.864\ 826\ 425\ 365\ 600 \times 10^{-14}$
			v_{46}	$p^2 \Theta S_A$	$1.119\ 522\ 344\ 879\ 478 \times 10^{-14}$
			v_{47}	p^3	$-1.200\ 507\ 748\ 551\ 599 \times 10^{-15}$
			v_{48}	$p^3 \Theta$	$6.057\ 902\ 487\ 546\ 866 \times 10^{-17}$

TABLE K.1 Coefficients of the polynomials $P_{\text{num}}^{\rho 48}(S_A, \Theta, p)$ and $P_{\text{denom}}^{\rho 48}(S_A, \Theta, p)$ that define the 48-term rational-function Eqn. (K.1) for density.

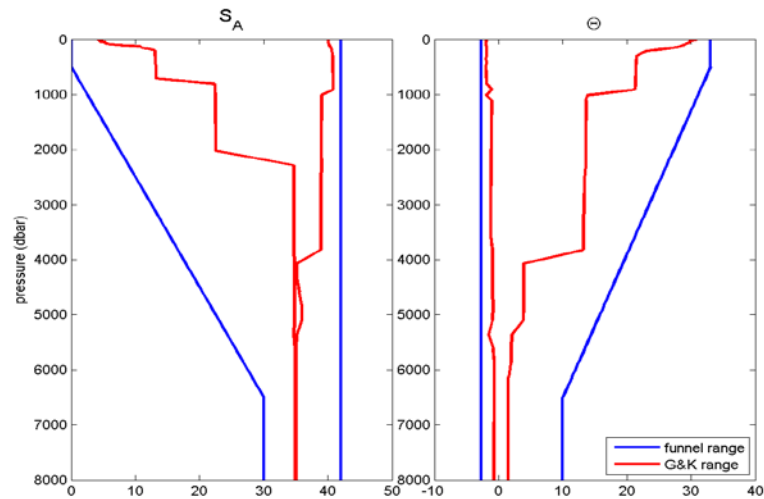


Figure K.1. The ranges of Absolute Salinity and Conservative Temperature in the “Oceanographic funnel” (the blue lines) in which the 48-term expression for density was fitted. The red lines shows the minimum and maximum values of Absolute Salinity and Conservative Temperature that occur in a hydrographic ocean atlas of the world ocean (Gouretski and Koltermann (2004)).

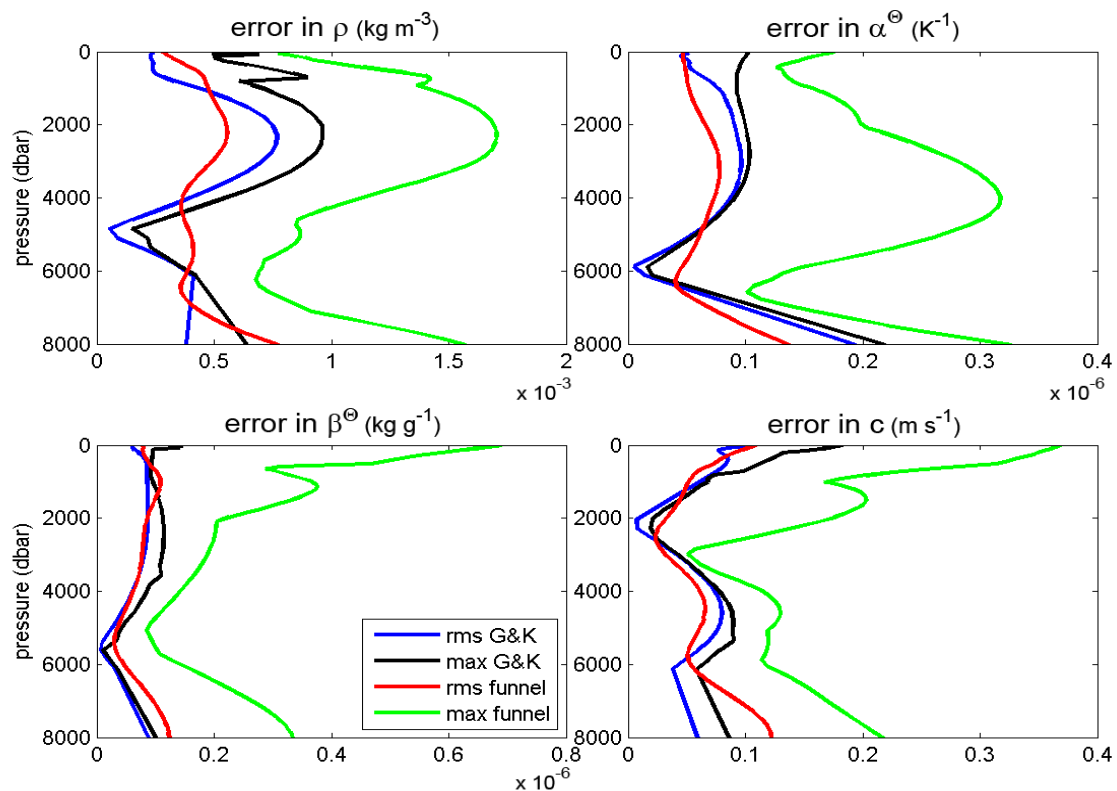


Figure K.2. The errors in using the 48-term rational function expression for density, Eqn. (K.1), to evaluate density, the thermal expansion coefficient, the saline contraction coefficient and sound speed. The red and green lines are the r.m.s. and maximum errors for seawater in the “oceanographic funnel” of McDougall *et al.* (2011b), while the blue and black lines are the r.m.s. and maximum errors for data in the world ocean atlas of Gouretski and Koltermann (2004).